

Lesson 3: *The Judgmental Flower*

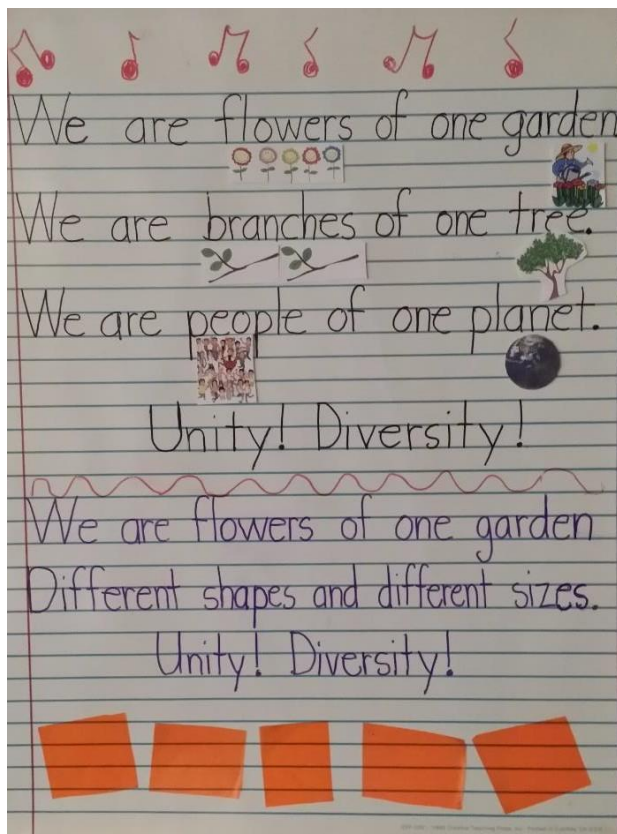
THEME: Appreciate Diversity

BOOK: *The Judgmental Flower* Written by Julia Cook and illustrated by Anita DuFalla

MATERIALS:

- **Flannel board with a variety of flannel flowers** (optional)
- **Highlighter tape** (optional)
- **Pointer**
- **Song:** "Unity! Diversity!" By Diana Howlett on Songs of the Spirit, Vol. 1
Here is a link to the song on YouTube. You may also download it on iTunes.
<https://www.youtube.com/watch?v=6MPZ8Zo3a7I>
- ***Laminated Poster 1:** Include title, author, & Illustrator of book
Vocabulary words: unity, diversity
- ***Laminated Poster2:** Lyrics to chorus of song and lyrics that are printed on card stock for artactivity. (Optional) Images underneath nouns as cues for words.*

POSSIBLE LITERACY FOCUS: Sight words - "we", "one", "are". Uppercase and lowercase "W"



Teacher can bring in song downloaded from iTunes on cell phone and put it on portable speakers or play it on YouTube. The orange rectangles on poster are pieces of highlighter tape that the children use to put on the word, "we". Teacher points to the words and reads them aloud. The teacher pauses at words with picture underneath and children may use the pictures as cues as to what the words are. After a couple of readings, a child comes up to point to the word (With help of the teacher, if needed) and children read the lyrics. Children then sing song (chorus) as a child is pointing to the words. Ask children to listen to the verses while they wait for chorus to play.

BEFORE READING OF BOOK/DISCUSSION

On Poster 1:

Read: Title, author's, name & illustrator's name.

Ask: *"What does the author do?" "What does the illustrator do?" An author writes a book to give us message, information, or to entertain us. I want you to think about why the author might have written this book. Did she have a message for us, or did she want to give us information about flowers. Let's read to find out, but before that let's look at a few words we may find in the book.*

Discuss: Vocabulary words: **judgmental, unity, diversity**

If "judgmental" is not understood, discuss during reading of story. (See below.)

Optional Activity: Have flannel board up with blue flowers next to reader of book.

AS YOU READ THE BOOK: You may want to stop and discuss points as you read. If the children have trouble with the word, "judgmental", tell the children that you will start reading the story to see if they can figure out the meaning of the word. Also, point out where "unity" and "diversity" are demonstrated in the story.

AFTER READING OF BOOK DISCUSSION: Ask the children what they think the author was telling his readers. *Was the author just telling a story, or did he want us to learn anything from the story? Are we sometimes judgmental? Can we learn from each other as the blue flower learned from a flower that was different from him? Let us go on and read more about diversity in the lyrics to our song today.*

AFTER READING OF LYRICS TO CHORUS/DISCUSSION: Ask children what they think the lyrics ---"We are flowers of one garden" mean. Explain what you, as a teacher, thinks it means as children might have difficulty with the meaning. Teachers may have to explain the word, "symbol". *The flowers are a symbol of each of us. We come in different sizes, shapes, and colors, but we are all human beings living on the same planet. We are different, but we all have feelings and needs. We need the sun, water, and food, just like the flowers in the story. We need care and kindness to grow just like the flower. The diversity of people makes the planet a more beautiful and interesting place, just like the diversity of flowers make a garden a more beautiful place.*

Point out the general diversity in the classroom and talk about how diversity creates not only a better garden, but a better classroom, a better school, a better home, a better city, and a better world.

We can learn and share with each other.

See rectangle on page one near poster: *The singing of the chorus and the literacy activity can be done after discussion of the meaning of lyrics.*

Optional Activity: Before presentation, blue felt flowers and a variety of flowers in different colors, sizes, and shapes (enough for each child) can be made by teacher/aide/parent to go with the story. Teachers show the blue flowers on flannel board while reading story. After story, invite each child to come up and pick a flower of a different color/shape to add to the flannel board.



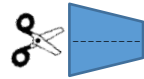
Note: Some of the felt flowers made were quite heavy, and adding a piece of a Velcro hooking piece works fine in keeping flowers on the board when children place them.

Art Activity

White Card Stock Paper with printed words as shown below or optional sheet with printed flower pot for each student .

Glue sticks

Small paper cups cut in half and glued on stock paper. Glue gun works well with this.



Small paper muffin liners (Some cut in a variety of ways)

Crayons or markers



After reading of book, making a garden of diverse colors and varieties on flannel board (optional), singing song, and discussing of diversity, the children will do an art activity. They will take this home to remind them of the story that reflects appreciation of diversity on a simple level. If using paper cups, the halved paper cups must be glued on to the card stock sheets before activity. Bend cut edges a little in to facilitate gluing. A glue gun works well with this. This craft/art activity can be very easy for preschoolers, or it can be more creative. The preschool teacher can demonstrate making three lines coming out of the paper cup and possible ways to make leaves. The preschooler chooses three different liners and glues them on the paper in line with the, while older children with more developed small motor skills may decorate the white liners or cut the liners to make different kind of flowers, depending on time factor. The children may also add other flowers and/or insects, and create a drawing behind the pasted liners.

Option: Activity Sheet with flowerpot printed on sheet instead of sheet where paper cup needs to be placed.

Lyrics to “Unity, Diversity!”

We are flowers of one garden,
Red and White and pink and blue,
Different shapes and different sizes,
Beautiful for me and you.

Chorus

We are flowers of one garden
We are branches of one tree
We are people of one planet
Unity, diversity!

We are children of many places,
Different looks and different way.
But we share one common nation.
We are all one family.

Chorus

We are flowers of one garden
We are branches of one tree
We are people of one planet
Unity, diversity!



Come let’s join our hands together.
Come as friends to live in peace.
Different flags and different faces,
Make a world a lovely place.

Chorus

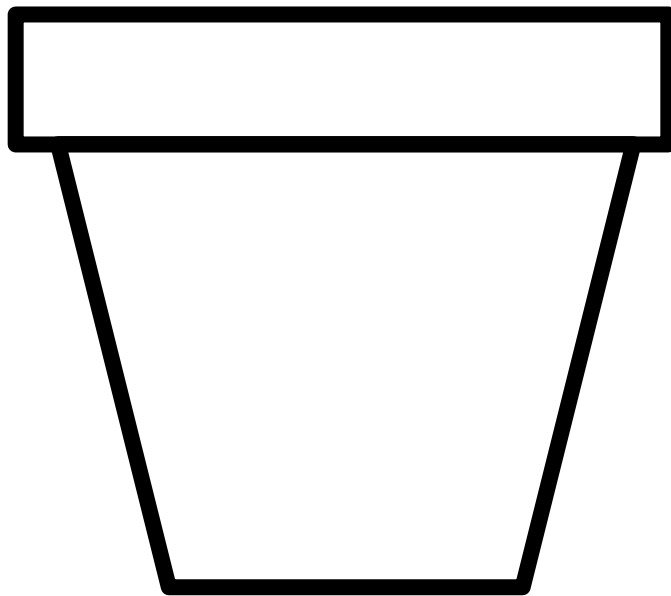
We are flowers of one garden
We are branches of one tree
We are people of one planet
Unity, diversity!

Song can be found on <https://www.apple.com/itunes> or www.amazon.com

*Optional Bing Clip Art Images to enlarge or reduce for picture cues for words in lyrics.



We are flowers of one garden.
Different shapes and different sizes.
Unity! Diversity



We are flowers of one garden.
Different shapes and different sizes.
Unity! Diversity